

TATA MOTORS
Connecting Aspirations



EXPERIENCE POWER,
PERFORMANCE,
AND RELIABILITY
IN EVERY JOURNEY









TATA
YODHA



SPECIFICATIONS

| DESC | SC 4X2 1500 | SC 4X4 | DC 4X2 | DC 4X4 |
|--------------------------------|---|------------|---------------|------------|
| Engine Capacity | 2956 cc | | | |
| Max. Engine Output | 64 kW @ 3000 rpm | | | |
| Max. Torque | 250 Nm @ 1000-2000 rpm | | | |
| No. of Cylinders | 4 Inline | | | |
| Engine Model | TATA 4SPCR10: Common Rail Direct Injection Turbocharged Intercooled Diesel Engine | | | |
| Clutch Diameter | 260 mm | 260 mm | 260 mm | 260 mm |
| Tyres | 215/75 R16 LT 113/111 S | 195 R15 LT | 215/75 R16 LT | 195/80 R15 |
| Antiroll Bar | At front | | | |
| Front Suspension | Rigid Suspension with Leaf Spring & Shock Absorber | | | |
| Rear Suspension | Semi-elliptical Type | | | |
| Ground Clearance | 210 mm | 190 mm | 210 mm | 190 mm |
| Veh. Overall Length | 5350 mm | 5005 mm | 5350 mm | 5350 mm |
| Veh. Overall Width | 1860 mm | 1860 mm | 1860 mm | 1860 mm |
| Wheel Base | 3150 mm | 2825 mm | 3150 mm | 3150 mm |
| Max. Gradeability at Rated GVW | 27% | 55% | 30% | 55% |
| Max. Payload | 1500 kg | 1040 kg | 1050 kg | 990 kg |
| Gross Vehicle Weight | 3350 kg | 2800 kg | 2950 kg | 2950 kg |

FEATURES & BENEFITS

| | | |
|---|--|---|
|  | 3.0 L SPCR Engine with 64 kW Power and 250 Nm Torque | Higher Engine Life, Faster Turnaround More Trips, More Revenue |
|  | Increased Ground Clearance, Lowest Turning Radius | Better Off-road Capability, High Clearance, Best-in-class Manoeuvrability |
|  | 4 mm Thick Tubular Chassis with Single Piece Welded Non-member | More Durable and Stable. Greater Loading Capacity |
|  | Front & Rear Rigid Suspension | More Loading, More Revenue |
|  | Multiple Crumple Zones and Side Intrusion Beams | Better Impact Absorption, More Safety |
|  | Antiroll Bar | More Stability, More Safety |
|  | Effective Braking | Better Braking, More Safety |
|  | 21 Lifetime Lubrication Points & Increased Service Interval & Warranty | Lesser Number of Services, Faster Service, More Savings |



As per terms & conditions in the operator's service manual.

Multi-talented: Carry Water Cans, Cartons, Fruits & Vegetables, Milk, Poultry or even Construction materials with ease.

For more information, please contact:

International Business - Commercial Vehicles, A Block, Shiv Sagar Estate, Dr. Annie Besant Road, Worli, Mumbai, Maharashtra - 400 018, India. Tel.: 91 22 67577200 | Fax: 91 22 67577225 | Website: www.tatamotors.com

