

FEATURES	YODHA BS IV
ENGINE	
Type	TATA 4SPCR TCIC 4-cylinder BS IV
Capacity	2956 cc
Max. Output	64 kW (85 HP) @ 3000 rpm
Max. Torque	250 Nm@ 1000-2000 rpm
Fuel Tank Capacity	45 l
CLUTCH & TRANSMISSION	
Clutch	Single-plate dry-friction type 260mm dia
Gearbox	GBS 76
Steering	Power steering
SUSPENSION	
No. of Leaf Springs: Front	6 semi-elliptical leaf springs
Rear	Innovative two-stage semi-elliptical leaf springs
Anti-roll Bar	Front
BRAKES	
Front	Hydraulic, twin-pot disc brakes
Rear	Drum brakes
WHEELS & TYRES	
Tyre	215/75 R16 (SC & DC 4x2) 195 R15 LT (SC 4x4) 195/80 R15 (DC 4x4)

OVERALL VEHICLE DIMENSIONS	SC 4x2	SC 4x4	DC 4x2	DC 4x4
Width (mm)	1860	1860	1860	1860
Length (mm)	5350	5005	5350	5350
Height (mm)	1810	1810	1810	1810
Ground Clearance (mm)	210	190	210	190
Wheel Base (mm)	3150	2825	3150	3150
Internal Load Body (LxBxH) (m)	2.55x1.75x0.415	2.227x1.703x0.324	1.78x1.75 x0.415	1.784x1.753x0.415
Turning Circle Radius (mm)	6250			
WEIGHT				
GVW (kg)	3100	3100	3100	3100
Payload (kg)	1250	1040	1050	940
PERFORMANCE				
Gradeability	30%	55%	30%	55%
Restart Gradeability	22%	42%	22%	42%
Seating type	Lay Flat Seat	Lay Flat Seat	Lay Flat Seat	Lay Flat Seat
WARRANTY TERMS				
Warranty (on Driveline) 3 years or 3 lakh km (whichever is earlier)				



Multi-Talented: To carry Water Cans, Cartons, Fruits & Vegetables, Milk, Poultry or even Construction Materials with Ease

For more information contact:

The illustrations and photographs may show accessories and items of optional equipment which are not part of standard specifications. Due to printing processes, colours may vary slightly from those shown. All listed specifications are current and subject to change or upgrade without prior notice, in accordance with the company's policy of continuous improvement.
As per terms & conditions in the operator's service manual.

Size: Open : W 59.4cm x H 21cm & Close : 29.7cm x 21cm

TATA MOTORS
Connecting Aspirations



TATA YODHA

The unshakeable, the unstoppable



BEST IN CLASS GRADEABILITY
GROUND CLEARANCE
POWER & TORQUE



STRONG
AGGREGATES



COMFORT










LOW
MAINTENANCE

AVAILABLE IN SINGLE AND DOUBLE CABIN VARIANTS

BORN YODHA

A winning combination of performance, ruggedness and style that not only aids your business but leads it too


STRONG AGGREGATES

-  **ENGINE**
The newly redesigned TATA 4 SPCR TCIC 4-CYLINDER 3.0 L engine with a capacity of 2956 cc is powered to perform
-  **POWER**
86 HP power with 250 Nm Torque
-  **SPEED**
Unrivalled speed
-  **LARGEST LOAD BODY**
Rated payload of 1250 kg (4X2 SC only)
-  **HIGHEST GROUND CLEARANCE**
With ground clearance of 210mm, it's the highest in the category (4X2 only)
-  **TYRES**
The wide 16" (215/75 R) radial tyres of the Yodha ensure better safety (4X2 only)
-  **SUSPENSION**
Front: 6 semi-elliptical leaf springs + anti-roll bar
Rear: 9 innovative two-stage semi-elliptical leaf springs




SOPHISTICATED COMFORT

-  **FLAT BENCH SEAT**
Accommodates 3 people comfortably, unlike any in the category
-  **LOCKABLE GLOVE BOX**
Keeps your important documents safe
-  **TRIP METER WITH DUAL READING**
A unique feature that is ideal for Fleet Owners to keep track of the vehicle movement & routes taken during the journey
-  **INTENSITY CONTROL CABIN LIGHT**
Allows the driver to adjust the intensity of the cabin light, depending upon the surroundings outside
-  **ADJUSTABLE ANTI-GLARE REAR-VIEW MIRROR**
The rear-view mirror of the Yodha can be adjusted by the driver to reduce the glare from outside
-  **WORLD-CLASS CABIN SPACE**
Newly designed spaces for maximum comfort

FLUID PERFORMANCE

-  **SUPER GRADEABILITY OF 55% for 4X4**
Allows you to climb up the steep slopes of the valley and mountains with ease
-  **GREAT RESTART GRADEABILITY OF 42% for 4X4**
Keep climbing them even after sudden stops on steep roads
-  **FASTER PICK-UP**
Enables faster trips
-  **EFFECTIVE BRAKING**
Ensures complete safety while driving

BEST CARE

-  **BEST-IN-CLASS WARRANTY**
Comes with the best-in-class warranty of 3 years or 3 lakh km*
-  **BEST-IN-CLASS SERVICE INTERVALS**
5,000 km oil change interval so you stay on-road longer while saving 1 EMI every year
-  **21-POINT LIFETIME LUBRICATED POINTS**
Yodha has 21 lifetime lubricated points which means reduced maintenance cost and faster service



*Whichever comes earlier